

How to link ActorsFCU account to Investment, Payment, and other mobile apps

Who is Plaid and what is their function?

Plaid is a fintech company that acts as an intermediary link between member's account and financial apps. When members link their bank accounts to an application that uses Plaid (*such as Acorns, Betterment, Carvana, Coinbase, Dave, EllieMae, Pillar, PPP Stimulus Deposit, Robinhood, Upstart, Venmo and You Need a Budget*), Plaid takes the account logins credentials members provide, encrypts the financial data (such as an account balance), and then supplies it to the application with a secure connection. Plaid will obscures member's login data to protect them, only sharing the information that the members choose.

When a member wishes to link their ActorsFCU account to an investment/payment/other mobile app that uses Plaid for account verification, please follow these steps:

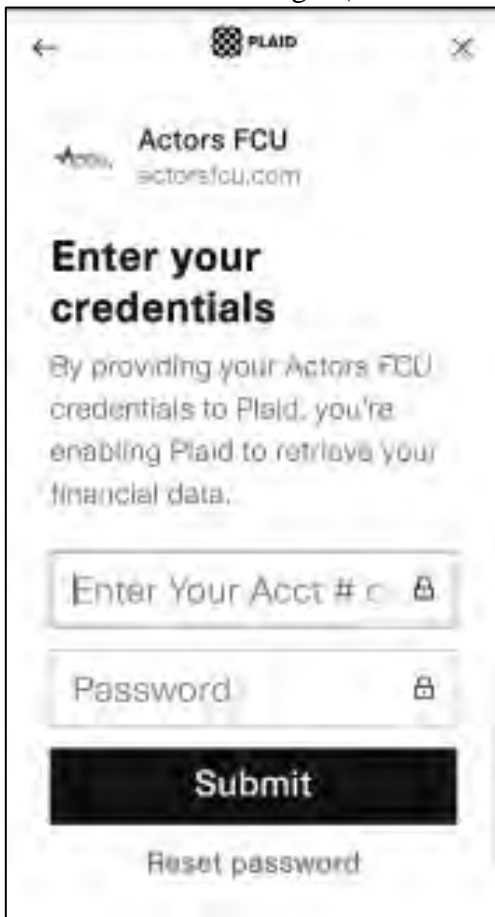
1. Login to specific application.
2. Select option to add account.



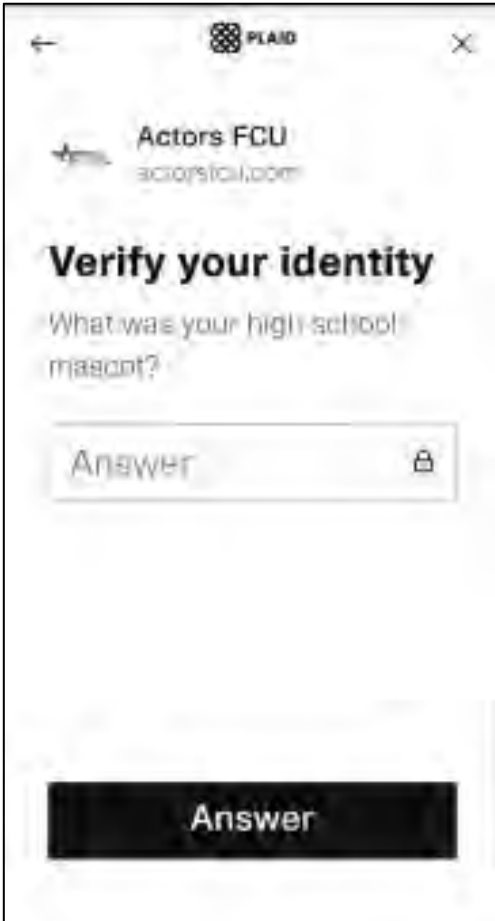
3. Search and select Actors FCU.



4. Enter eBranch 2020 login (Online Banking) credentials.



5. Verify your identity by answering an eBranch 2020 (Online Banking) security question.



A screenshot of a mobile application interface for PLaid. At the top, there is a back arrow, the PLaid logo, and a close 'X' icon. Below this is the logo for Actors FCU with the website address actorsfcu.com. The main heading is "Verify your identity" in bold. Below the heading is the question "What was your high school mascot?". There is a text input field with the placeholder text "Answer" and a lock icon on the right. At the bottom of the screen is a large black button with the word "Answer" in white text.

6. Verify your identity by answering a second eBranch 2020 (Online Banking) security question.

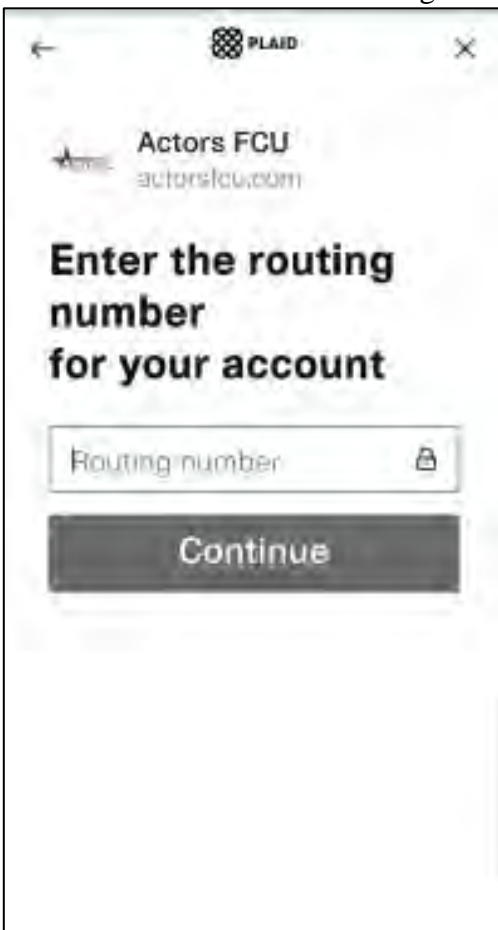


A screenshot of a mobile application interface for PLaid, identical to the one above. It shows the PLaid logo, Actors FCU logo, the heading "Verify your identity", the question "What was your high school mascot?", an "Answer" input field with a lock icon, and a large black "Answer" button at the bottom.

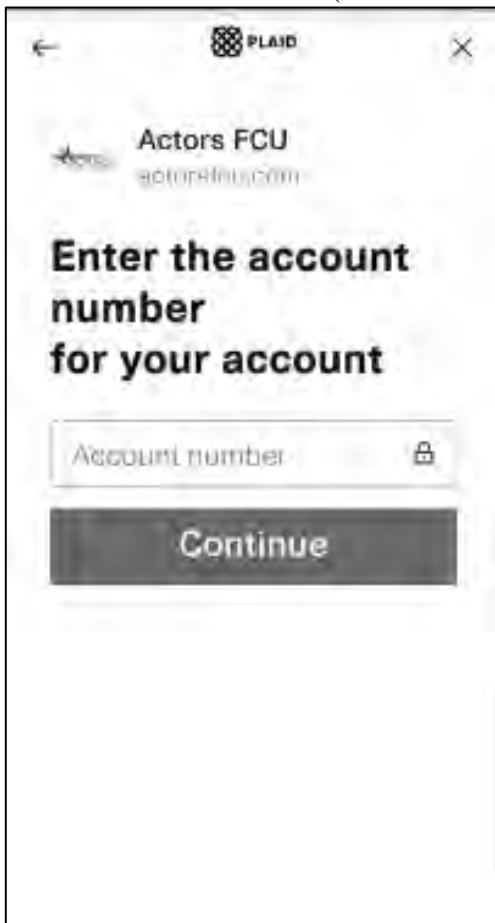
7. Member will see that each account has been assigned 4-digit code - *XXXX (members should take note of that number).



8. Enter ActorsFCU's ABA Routing Number - 226077079.

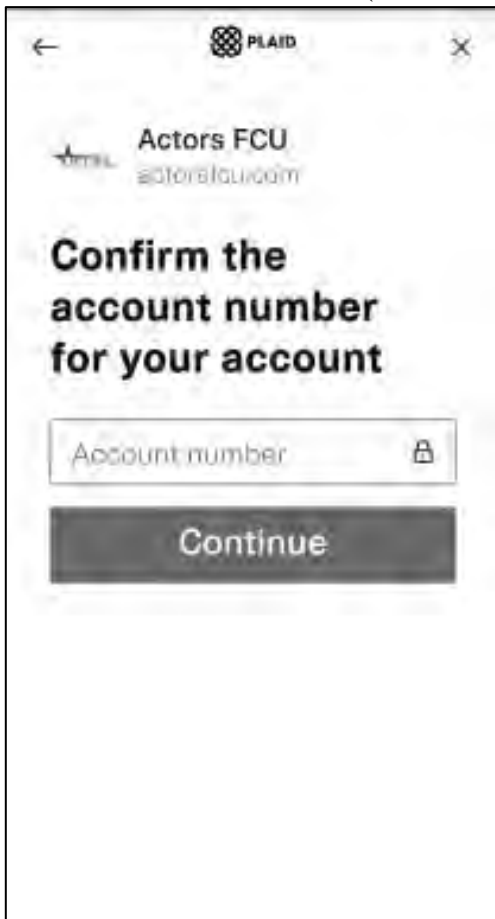


9. Enter their 5-digit account number (i.e. 12345) and the 4-digit code, from step 1 (i.e. 4958) in the account number field (i.e. 123454958).



The screenshot shows a mobile application interface for PLaid. At the top, there is a back arrow, the PLaid logo, and a close button. Below this, the account name 'Actors FCU' and the website 'actorsfcu.com' are displayed. The main heading reads 'Enter the account number for your account'. There is a text input field labeled 'Account number' with a lock icon on the right. Below the input field is a dark grey button with the text 'Continue'.

10. Re-Enter their 5-digit account number (i.e. 12345) and the 4-digit code, from step 1 (i.e. 4958) in the account number field (i.e. 123454958).



The screenshot shows a mobile application interface for PLaid, similar to the previous one. At the top, there is a back arrow, the PLaid logo, and a close button. Below this, the account name 'Actors FCU' and the website 'actorsfcu.com' are displayed. The main heading reads 'Confirm the account number for your account'. There is a text input field labeled 'Account number' with a lock icon on the right. Below the input field is a dark grey button with the text 'Continue'.

11. Select “Continue” to finish linking process.

